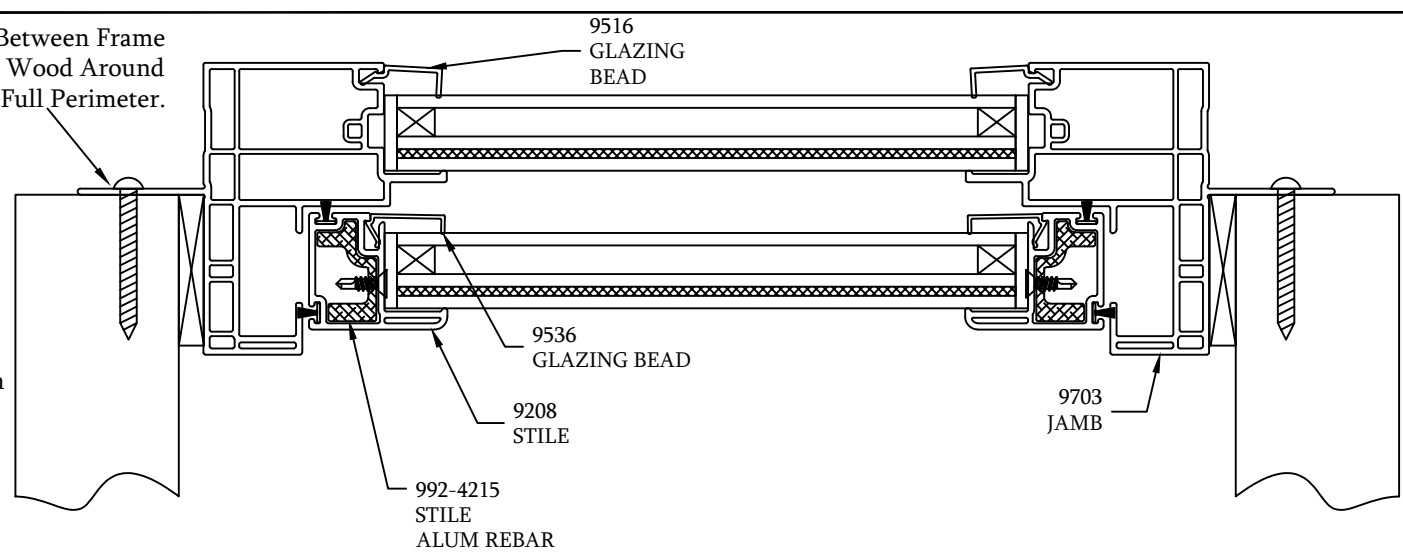
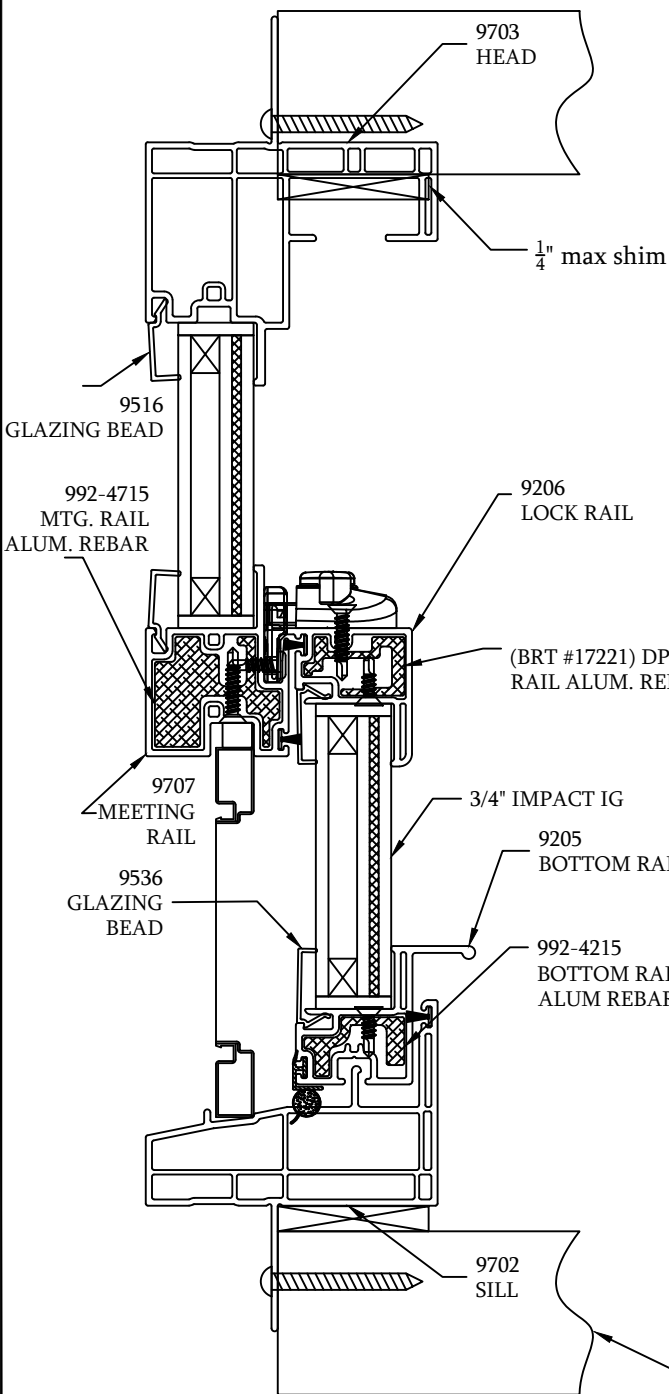


Apply Silicone Between Frame  
Nail Fin and 2 BY Wood Around  
Full Perimeter.

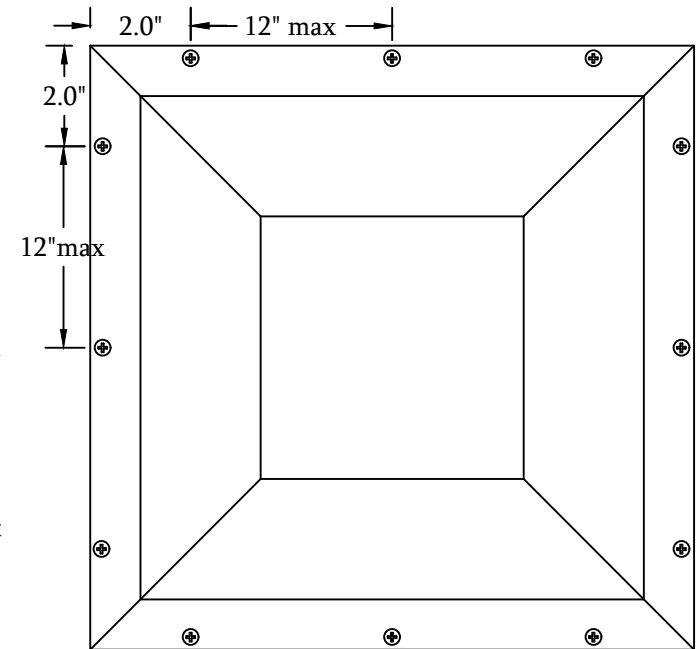


Fasten in 2 By Wood Frame with  
#8 x 1 1/2" Screw or Larger, 2" from each  
end of Nail Fin and Spaced every 12"  
max. on Centers.

Make Sure that Window is in the  
Closed and Locked Position During  
Installation. Make Sure that the Sill is  
Level and the Jambs are Plumb.

NOTE: Fasteners must have a minimum  
of 1" embedment into framing and be a  
minimum of 1/2" from the edge of the  
rough opening.

Window has 3/4" overall thickness Impact  
IG, consisting of (2) pieces 3/32" annealed  
glass with 0.90" PVB laminate, and a  
sacrificial lite of 1/8" anneal glass. It use  
Novagard M-400 with a minimum glass  
bite of 3/8"



## Impact Single Hung Window Installation

DRAWN BY: RRS	DESIGNED BY:	DATE 3/3/25	SCALE NTS
CHECKED BY:	APPROVED BY:	DRAWING No. XXX	